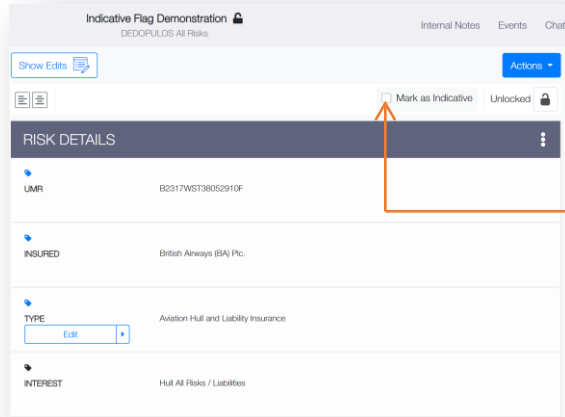


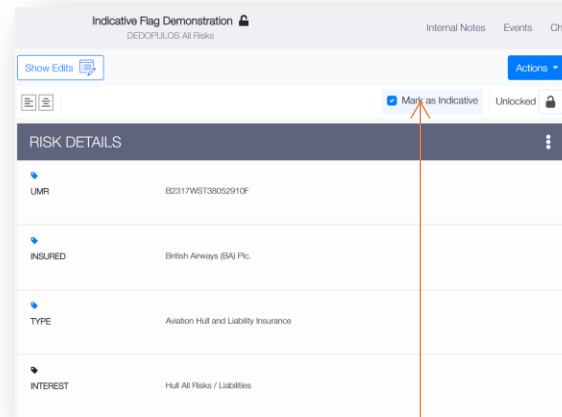
Expressing Non-Binding Interest With Indicative Quotes

1.



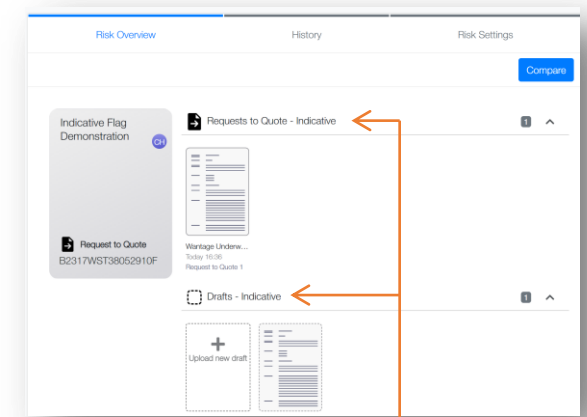
Tick the 'Mark as Indicative' box at the top of the contract view.

2.



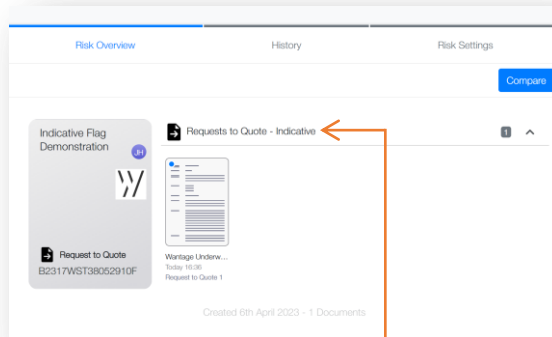
An indicative contract retains full normal functionality, and can be shown as usual

3.



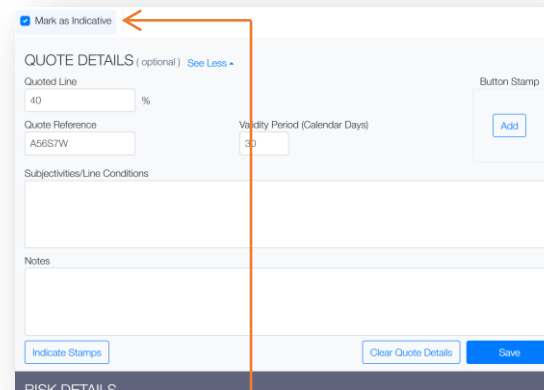
Indicative contracts are clearly displayed in their own categories on the broker's contract overview.

4.



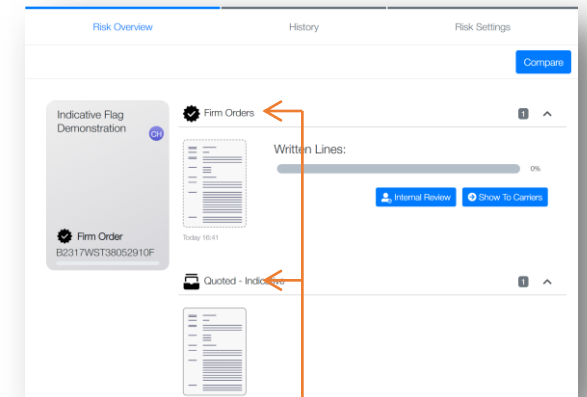
Indicative requests to quote are also clearly identified as such on the underwriter's contract overview.

5.



When preparing a quote, the underwriter can de/select a contract's indicative flag at any time. It is possible to return an indicative quote on a non-indicative request and vice-versa.

6.



An indicative quote becomes a normal binding request when shown as a firm order. The indicative flag is only valid for the placing process.