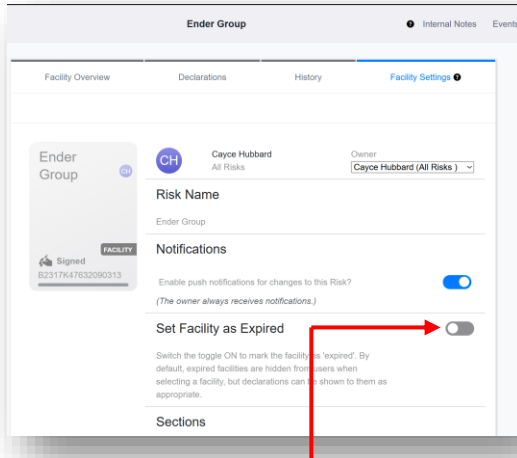


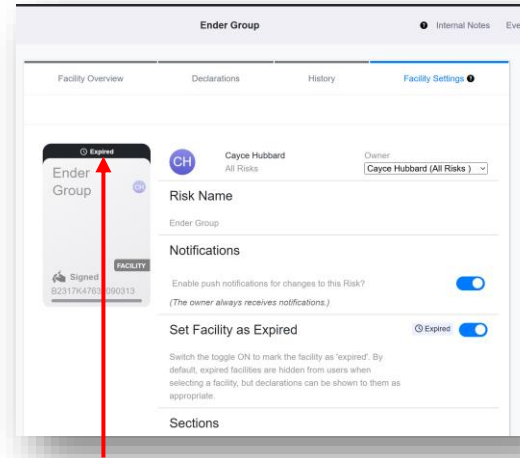
# Expired and Inactive Facilities

1.



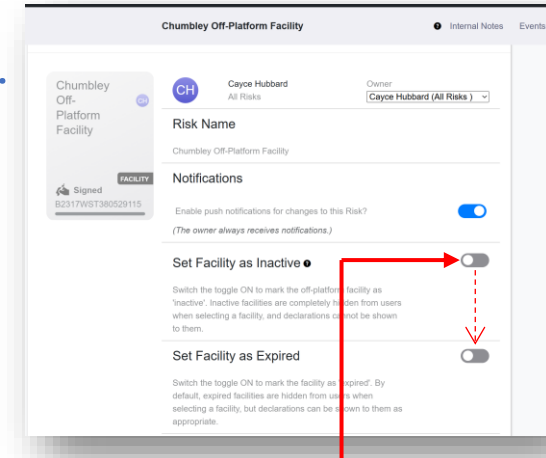
Facilities can be expired from the 'Facility Settings' tab of the overview by toggling the 'Set Facility as Expired' switch from off (grey) to on (blue).

2.



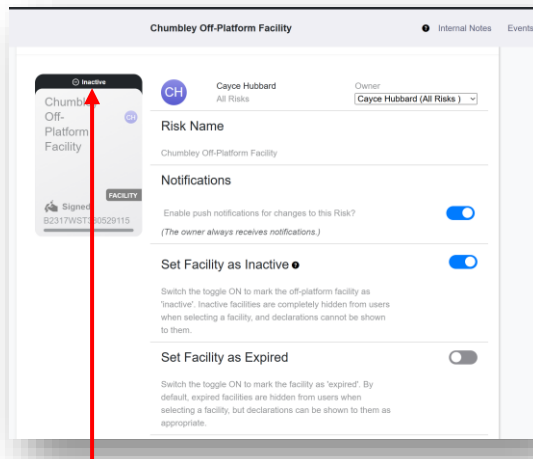
Expired facilities are clearly labelled, by default do not appear in the facility list when showing, and cannot be shared or modified. When a facility is expired, any shared versions are also expired.

3.



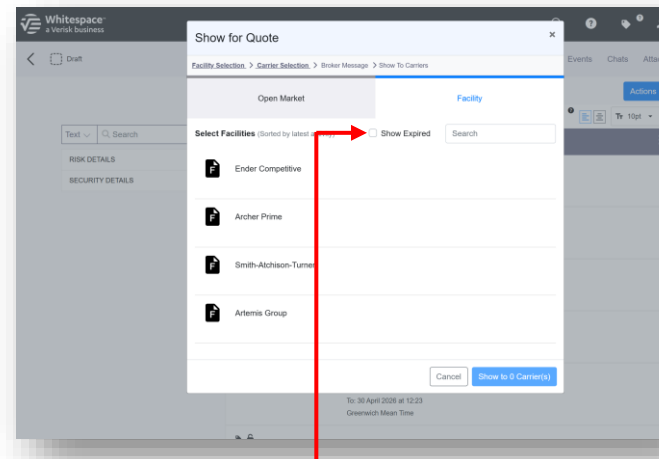
Similarly, off-platform facilities can be either expired or set as inactive from their 'Facility Settings' tab. It is not possible to set a facility as both 'Inactive' and 'Expired' at the same time.

4.



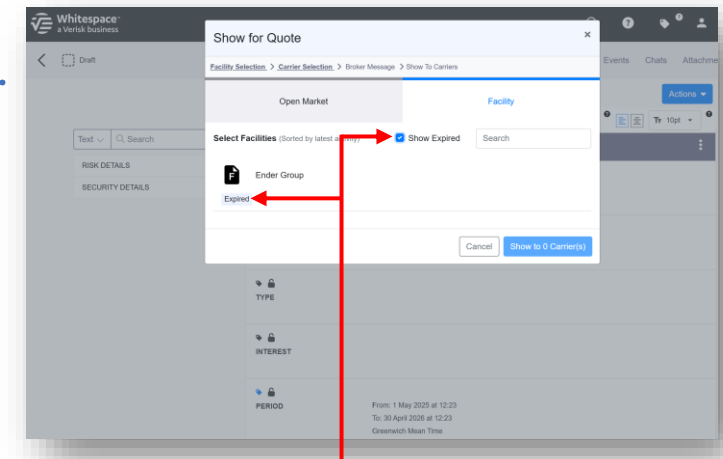
Inactive facilities are completely unavailable when showing, and cannot be shared or modified. If an off-platform facility is set inactive, any shared versions are also set inactive.

5.



When showing a declaration, the facility list does not include expired facilities. Click the 'Show Expired' box to switch to facilities that have been expired.

6.



Expired facilities appear in their own list, and are clearly marked. To return to current facilities, untick the 'Show Expired' box. There is no way to show to an inactive off-platform facility.